



Traffic dashboard

2019-04-01 00:00:00 - 2019-04-25 23:59:59

Appliance:

XG125

Appliance key:

C1609ATDTKQFH39

Firmware version:

SFOS 17.5.0 GA

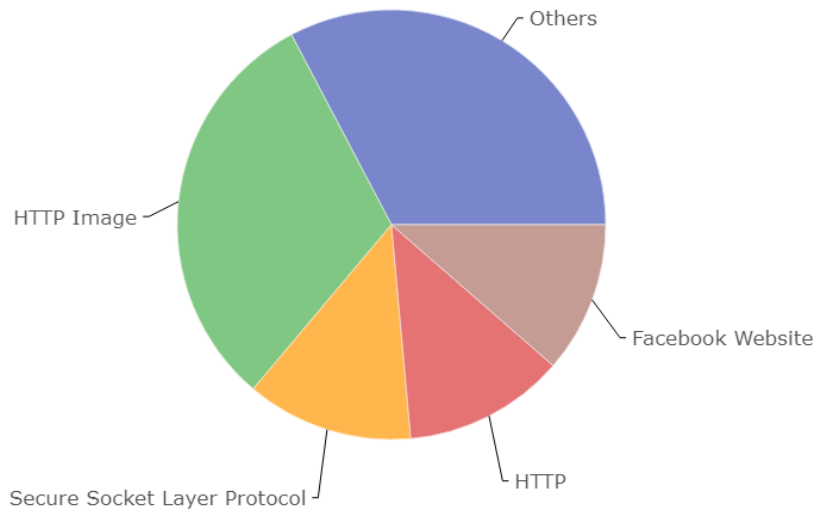
Filter(s) applied while generating this report:

None



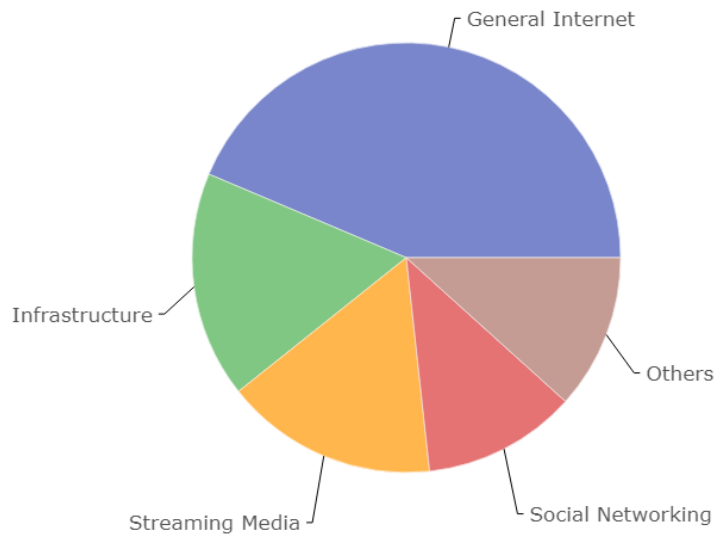
Reports:

- 1.Applications
- 2.Application categories
- 3.Application users
- 4.Hosts
- 5.Source countries
- 6.Destination countries
- 7.Allowed policies
- 8.Web categories
- 9.Web users
- 10.Web domains
- 11.Web server domains
- 12.File uploaded via web
- 13.Files uploaded via FTP
- 14.Files downloaded via FTP
- 15.FTP servers
- 16.Mail traffic summary
- 17.Mail senders
- 18.Mail recipients



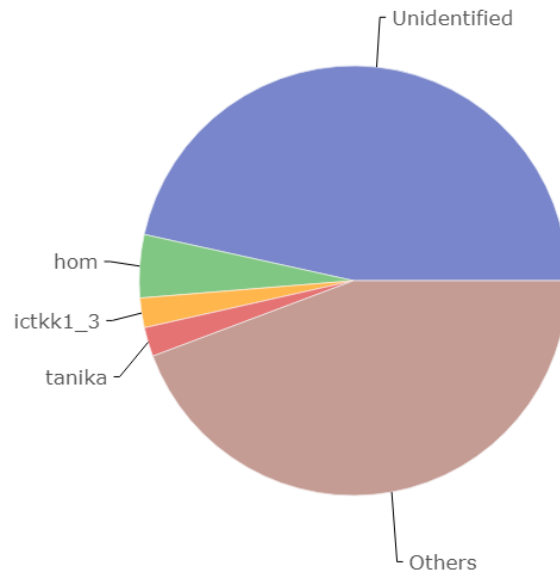
APPLICATION/PROTO:PORT	CATEGORY	RISK	BYTES	PERCENT
Others	Unclassified	?	120.88GB	32.59 %
HTTP Image	GeneralInternet	1	114.87GB	31.11 %
Secure Socket Layer Protocol	Infrastructure	1	46.51GB	12.6 %
HTTP	GeneralInternet	1	44.96GB	12.18 %
Facebook Website	SocialNetworking	3	42.04GB	11.39 %

2.Application categories

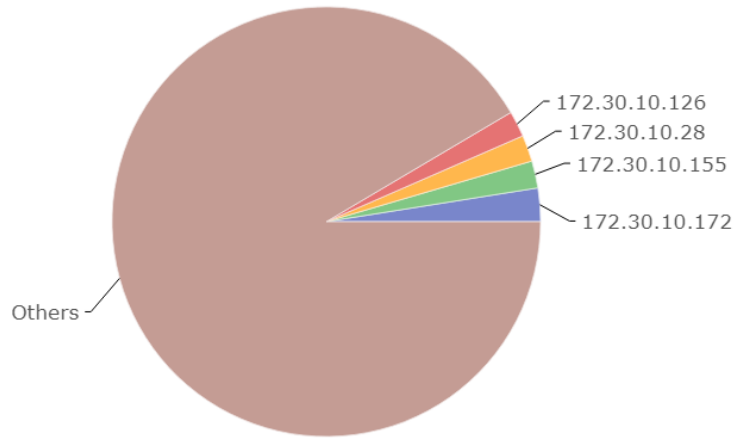


CATEGORY	BYTES	PERCENT
General Internet	161.17 GB	43.65 %
Infrastructure	62.92 GB	17.04 %
Streaming Media	59.26 GB	16.05 %
Social Networking	42.83 GB	11.6 %
Others	43.08 GB	11.67 %

3.Application users

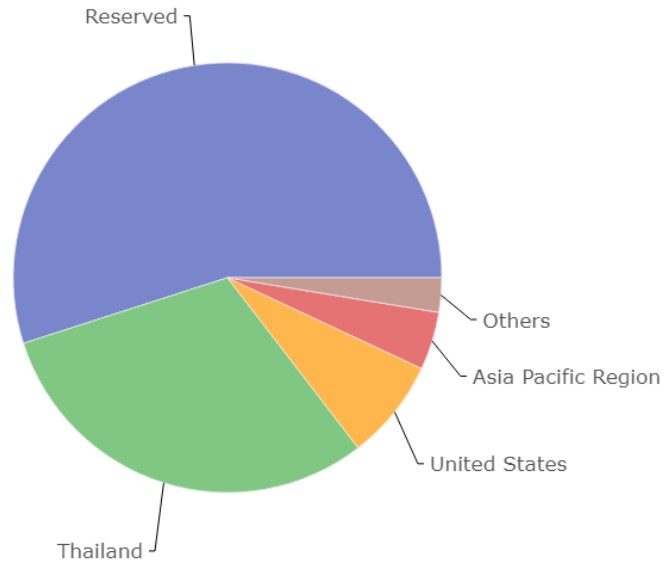


USER	BYTES	PERCENT
Unidentified	171.88 GB	46.55 %
hom	17.52 GB	4.74 %
ictkk1_3	8.21 GB	2.22 %
tanika	8.12 GB	2.2 %
Others	163.53 GB	44.33 %



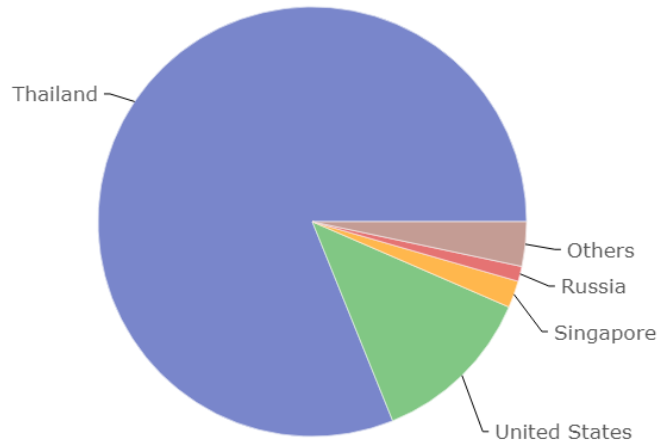
HOST	BYTES	PERCENT
172.30.10.172	9.29 GB	2.52 %
172.30.10.155	7.54 GB	2.04 %
172.30.10.28	7.31 GB	1.98 %
172.30.10.126	7.19 GB	1.95 %
Others	337.92 GB	83.21 %

5.Source countries



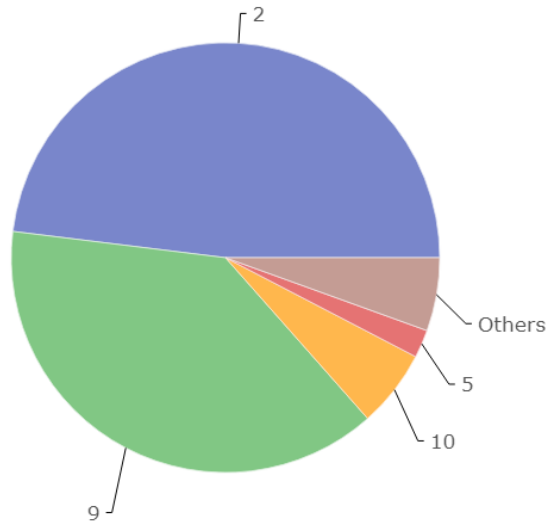
SOURCE COUNTRY	BYTES	PERCENT
Reserved	202.87 GB	54.94 %
Thailand	112.64 GB	30.5 %
United States	28.09 GB	7.61 %
Asia Pacific Region	16.11 GB	4.36 %
Others	9.55 GB	2.52 %

6. Destination countries



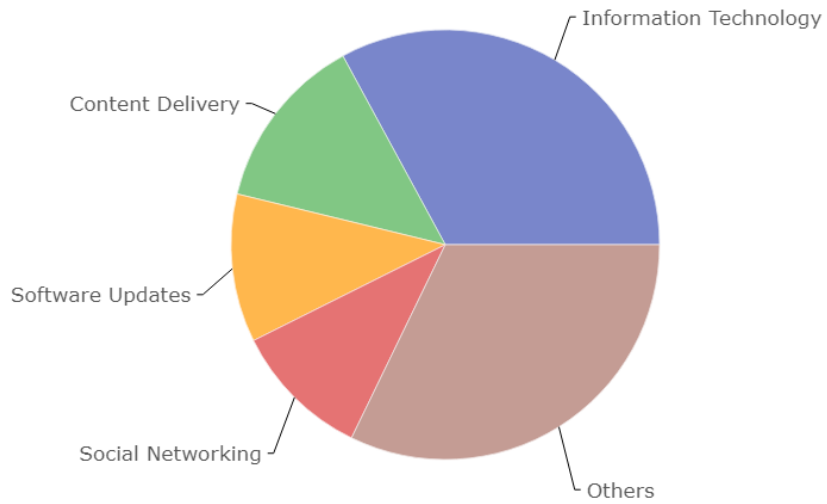
DESTINATION COUNTRY	BYTES	PERCENT
Thailand	299.56 GB	81.13 %
United States	45.69 GB	12.37 %
Singapore	7.47 GB	2.02 %
Russia	4.19 GB	1.13 %
Others	12.34 GB	3.28 %

7.Allowed policies

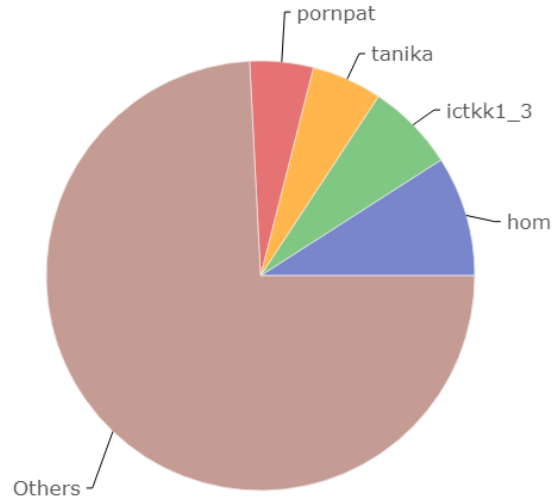


RULE ID	BYTES	PERCENT
2	177.43 GB	48.05 %
9	142.16 GB	38.5 %
10	21.55 GB	5.83 %
5	7.78 GB	2.11 %
Others	20.35 GB	5.51 %

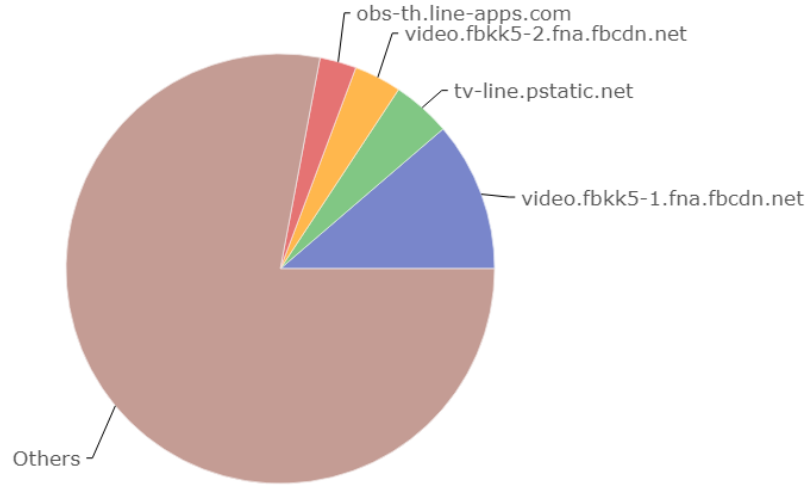
8.Web categories



CATEGORY	HITS	PERCENT
Information Technology	402101	32.93 %
Content Delivery	162059	13.27 %
Software Updates	136260	11.16 %
Social Networking	127317	10.43 %
Others	393278	32.21 %



USER	BYTES	PERCENT
hom	10.64 GB	9.06 %
ictkk1_3	7.82 GB	6.66 %
tanika	6.23 GB	5.31 %
pornpat	5.62 GB	4.79 %
Others	87.13 GB	74.19 %



DOMAIN	BYTES	PERCENT
video.fbkk5-1.fna.fbcdn.net	13.23 GB	11.27 %
tv-line.pstatic.net	5.2 GB	4.43 %
video.fbkk5-2.fna.fbcdn.net	4.19 GB	3.57 %
obs-th.line-apps.com	3.25 GB	2.76 %
Others	91.58 GB	75.57 %



11.Web server domains

WEB SERVER DOMAIN	BYTES	HITS
-------------------	-------	------

No record found		
-----------------	--	--



12.File uploaded via web

DATE	USERS	SOURCEIP	DOMAINNAME	FILE NAME	SIZE
2019-04-1910:23:03	narumone	172.30.10.51	krs2.psdg-obec.go.th	3.1 จัดส่งงบทดลองให้ตง..pdf	2.8MB
2019-04-1910:22:09	narumone	172.30.10.51	krs2.psdg-obec.go.th	2.4 บัญชีผลสะสม.pdf	1.85MB
2019-04-0408:53:34	noppaporn	172.30.10.23	203.159.164.56	ภาพ 14.docx	1.28MB
2019-04-1813:54:59	noppaporn	172.30.10.134	203.159.164.56	ภาพ 16.docx	1.15MB
2019-04-1813:55:13	noppaporn	172.30.10.134	203.159.164.56	ภาพ 16.docx	1.15MB



13.Files uploaded via FTP

FILE

BYTES

PERCENT

No record found



14.Files downloaded via FTP

FILE

BYTES

PERCENT

No record found



15.FTP servers

SERVER

BYTES

PERCENT

No record found



16.Mail traffic summary

TRAFFIC

MAIL COUNT

PERCENT

No record found



17.Mail senders

SENDER

BYTES

PERCENT

No record found



18.Mail recipients

RECIPIENT

BYTES

PERCENT

No record found